

One Good Turn

Coulee Region Woodturners



Chapter of the American Association of Woodturners

April 2023

www.crwoodturner.com

Volume 23, Issue 04

Next Meeting Saturday—April 15—9:00 AM

We are meeting at Luther High School in Onalaska. Entrance is in the back corner, across from the goal posts. Park in the back, adjacent to the back alley. We'll be meeting in the school shop.

CRW Activities Schedule

April 15	Dan Wilson	Native Flute Follow-up
April 30	Earth Fair	Group Demo—Myrick Park, La Crosse See Pam Day for info.
May 20	John Griffiths	Wig Stands
	Club Challenge	All Skewed Up
June 1-4	AAW Symposium	Louisville
June 17	Aaron Gesicki	Footless Bowl
July 15	TBD	
	Club Challenge	2X4X4 Challenge
Aug. 19	Rich Egan	Offset Turning
Sep. 16	TBD	
	Club Challenge	Whimsical Item
Oct. 21	TBD	
Nov. 11	Mark Palma	TBD (Remember, second weekend)
	Club Challenge	Piece with moving parts
Dec. 16	Christmas	Party Potluck

Still need volunteers to fill the gaps for the missing months.

FOUND IN THE WOOD CHIPS UNDER MY LATHE - from John Griffiths

Well folks, once again I did my monthly cleaning under my lathe and here is what I found. First, many thanks to Jack Fitzpatrick for his Fire Piston demonstratives and the multitude of ways to start a fire. Actually, when you think about it, it shows the genius of prehistoric people in learning to start fires, a necessity for survival. A lot different from the "Flick Your Bic" commercials they used to run; but even our modern day Bic lighter uses the age old principle of striking a steel or flint to create a spark. However, I am most impressed by the fire piston he showed us and how any woodturner can create one. They use an entirely different concept of compressing air to create the heat to start the tinder afire. [Editor's comment—a real-life example of the Ideal Gas Law and the interrelationships of P, V, and T].

Secondly, lots of tops magically showed up for the top challenge at the last meeting. We had a smooth area to spin them and Wendell Ziegler was kind enough to show up with a bunch of his wonderful creations. Thanks Wendell. Pam went away with many tops for the Earth Day event in late April. Please be sure to show up at the April meeting with more tops for Earth Day.

Third, our April demo will be Flutes 'N More by Dan Wilson. Dan is our consummate Flautist and will lead a discussion of flute making, addressing problems in creating them and the most frustrating part - tuning them. While not quite as simple as adjusting a string on your guitar, tuning is a lot more permanent so you got to do it right the first time. Bring your partially completed flutes if you have questions. If you have a completed one bring it along.

Fourth, please remember the Earth Day event at Myrick Park on April 30. We will be demonstrating our craft, giving away tops, displaying wig stands and boosting the club to anyone who will listen. And selling our wares. Contact Pam Day ahead of time if you will have things to sell and remember, the club keeps a 25% cut of the sales. Helpers will be needed to move club lathe and equipment to and from the event, as docents, and to actually demonstrate turning. These events are always a lot of fun and everyone is welcome.

Earth Fair - Sunday, April 30

What we would need for a successful Earth Fair—demonstrating and public involvement

- Small Club lathes
- Club grinder
- People to work the lathes. Making small stuff.
- Extension cords
- Blanks for making tops or little bowls
- 75-100 small tops to give away to kids.
- Registration forms for people who want to join
- Brochures to hand out
- Big wooden bowl full of penny candy to give away.
- 4-6 Folding chairs
- Pam has 2 craft show tables for the lathes
- Wig stand display (Bob will be there to talk about the wig stand project)
- We will need 3-4 people to be around throughout the day, starting with set up at 9 AM.
- Two demonstrators turning and a couple to talk to folks and hand out gifts and brochures.
- Tear down at 5.

Article of the Month

From AAW website—free for all AAW Members.

Check out Pat Carroll's article "Turn a Hollow Form" in the newest edition of American Woodturner, April 2023, for a great start to finish guide on how to turn a hollow form. This is also followed by an article called "A Gallery of Hollow Forms," where you can gain inspiration for designing your own.



AAW 37th Annual International Woodturning Symposium

Louisville, Kentucky
June 1-4, 2023

Register Today!

The AAW Symposium is the place to be in '23!

2023 Exhibitions

AAW's Gallery of Wood Art, Landmark Center, Saint Paul

February 26–May 19, 2023: Form | Content (2023 POP exhibition)

July 1–December 31, 2023: Out of the Woods (AAW's 2023 member exhibition)

Ongoing: Touch This! Around the Hus—Turning in Scandinavian Domestic Life

Vintage and historic lathes — Turned items—Exhibits and For Sale

Visit <https://www.galleryofwoodart.org/>

Additional Feature—the Artist

Question for y'all—anyone know a celebrity? How about someone who is a full time, internationally recognized artist? Someone renowned for his sculpture, who has made his fortune and fame doing art all of his life? Someone who has been featured in National Geographic and other publications?

Well, enough tease, since all of us do know at least one person who is all of the above—none other than fellow CRW member Marv Meyer.





This is a view of where he does most of his work. As is true for most sculptors, it's all done standing upright. Gives him a leg up....

One small tidbit—note the DeWalt drill collection. Each with a different bit type or size. Saves time, since each has a specific purpose. And the acquisition history of these is an interesting story in itself. Yankee ingenuity at its best.

Thanks for sharing, Marv.

Additional Feature—the Artist

Marv works from his home, which is on the outskirts of Tomah, close to Tunnel City. He was kind enough to show off his home and studio—Here are some of the pictures from the visit. There is so much to see—these photos don't do it justice. Thanks to Marv for allowing a glimpse of what he does and how he does it.





Some of Marv's inventory, on display. No shortage of inspiration here for those of us trying to turn an occasional object.

CRW Mission Statement: To promote, to educate, and to inspire ourselves and others in the fine art of turned wood.

CRW Officers



President

Jim Bloomer


marine9096@gmail.co



Vice President

John Fisher

jdcrow1956@yahoo.com



Secretary

Kris Clough


mogoldfish@yahoo.com



Treasurer

Jay Johnson

javejohnson099@centurytel.net



Program Director

John Griffiths

griff@mwt.net

Technical Advisors



Newsletter Editor

Aaron Gesicki

303-551-2450



Club photographer

Kevin Vossler

kvosslerwi@aol.com



Librarian

Jack Fitzpatrick



Webmaster

Ken Grunke

608-625-2412

kengrunke@gmail.com



Tool Czar

Bob Raasch

608-769-3833

raaschb@charter.net

CRW Club Mentors

All areas of turning and finishing. Duane Hill
Onalaska, WI. 608-397-9526

wisawdust@charter.net

Segmented Turning. Phil Miller La Crosse, WI.
792-1497 mpmopc@gmail.com

Experimentation, tool making, and metalworking.

Ken Grunke La Farge, WI 608-625-2412

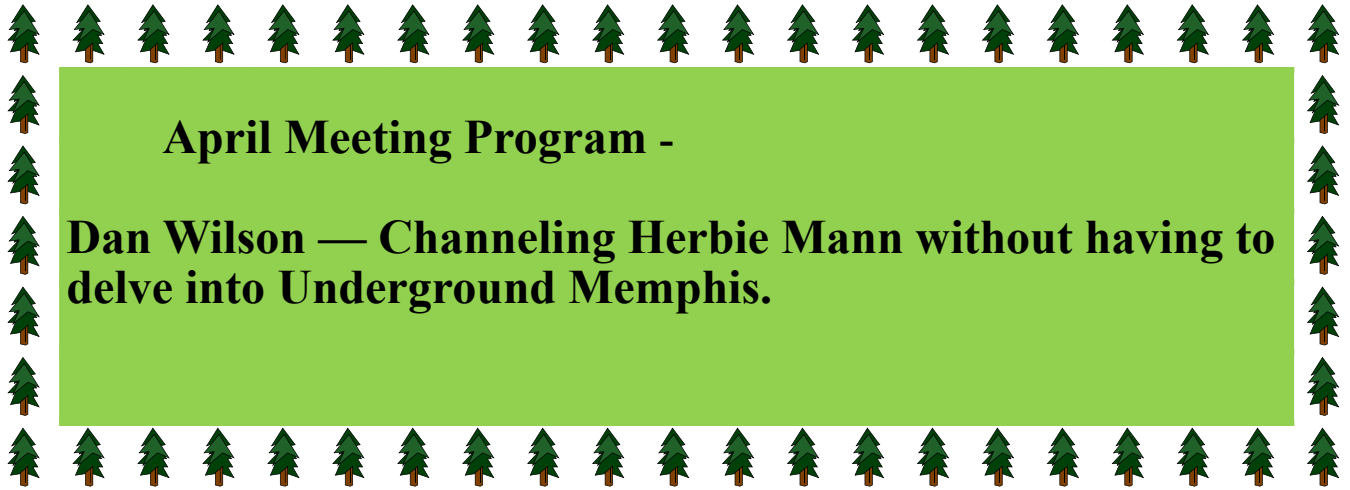
kengrunke@gmail.com

Spindle turning. John Fisher Holmen, WI.
608- 526-4692 minnow1974@charter.net



Aaron Gesicki / Editor
1317 Woodpark Road
Winona, MN 55987
Phone: 303-551-2450
Email: AaronAGesicki@Gmail.com

"A Turn For the Better"



Next Meeting

Saturday

April 15, 2023

Here's a map to help those who aren't sure where we meet. It's the Luther High School Shop. 1501 Wilson St, Onalaska, WI, 54650
608-783-5435

We'll start the program promptly at 9 am, so get there early to avoid getting a Uecker Seat.

We'll have coffee, so Chocolate donuts are ALWAYS Welcomed.

